

Introduction:

Plant phenotyping, aimed at evaluating complex traits like growth, development, yield, and resistance, serves to describe the quantitative parameters of plants. We designed this study to investigate the effect of FCF on phenotypic characteristics plus some vegetative and productive parameters of strawberry. Two attitudes towards plant consciousness:

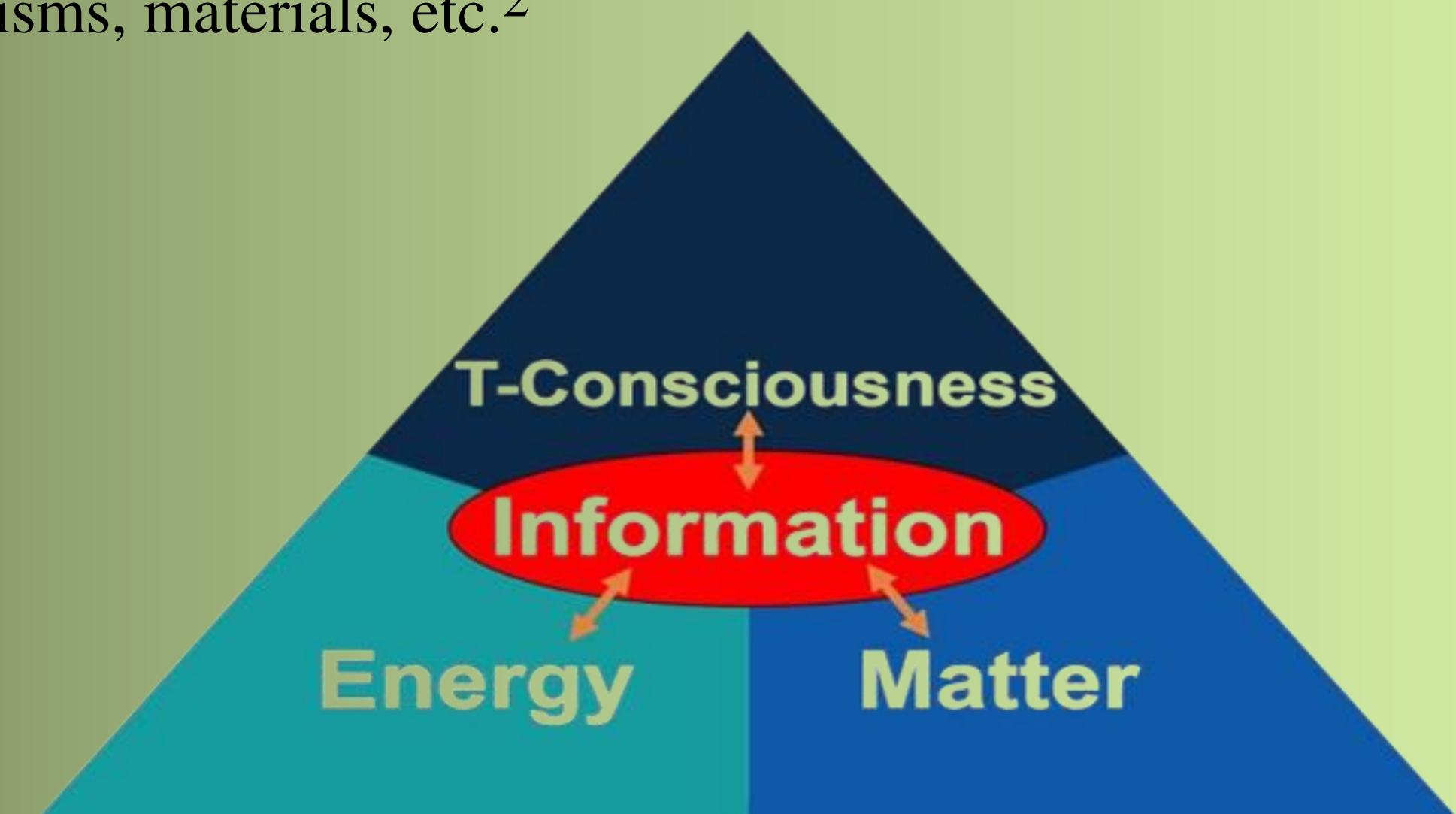
1 • Plants considered non-cognitive organisms, behavior determined genetically or environmentally.

2 • Plants exhibit cognitive abilities, perceive, learn, remember, and make decisions¹

T-Consciousness Fields (TCFs):

In the 1980s, Mohammad Ali Taheri introduced T-Consciousness as a fundamental element of the universe from which information, matter and energy spring forth.

There are various T-Consciousness Fields (TCFs) with different functions, and Faradarmani (FCF) is one of them. According to Taheri, when a sample is exposed to TCFs, its behavior changes as a result of receiving information. The major difference between the theory of TCFs and other theoretical concepts about consciousness is related to the practical application of the TCFs. These fields can be applied to all living and non-living creatures, including plants, animals, microorganisms, materials, etc.²



Relationship between information, T-Consciousness, matter, and energy

Material and Method:

Faradarmani Consciousness Field (FCF) or TCF1 was applied to the samples according to protocols regulated by the COSMOintel research center, using a double-blind method. Lab technicians and the Faradarmangar were unaware of the details of the study. The 40-day-old seedlings were planted in polyethylene pots with 2 seedlings per pot homogeneously and randomly. The greenhouse temperature was 23 °C, with 35 ± 10% relative humidity, and a 16/8 photoperiod of day/night. Plants were irrigated with distilled water. Phenotypic indicators were measured by counting and three times at the end of each month. Pots were arranged in a separated space according to a specific arrangement pattern

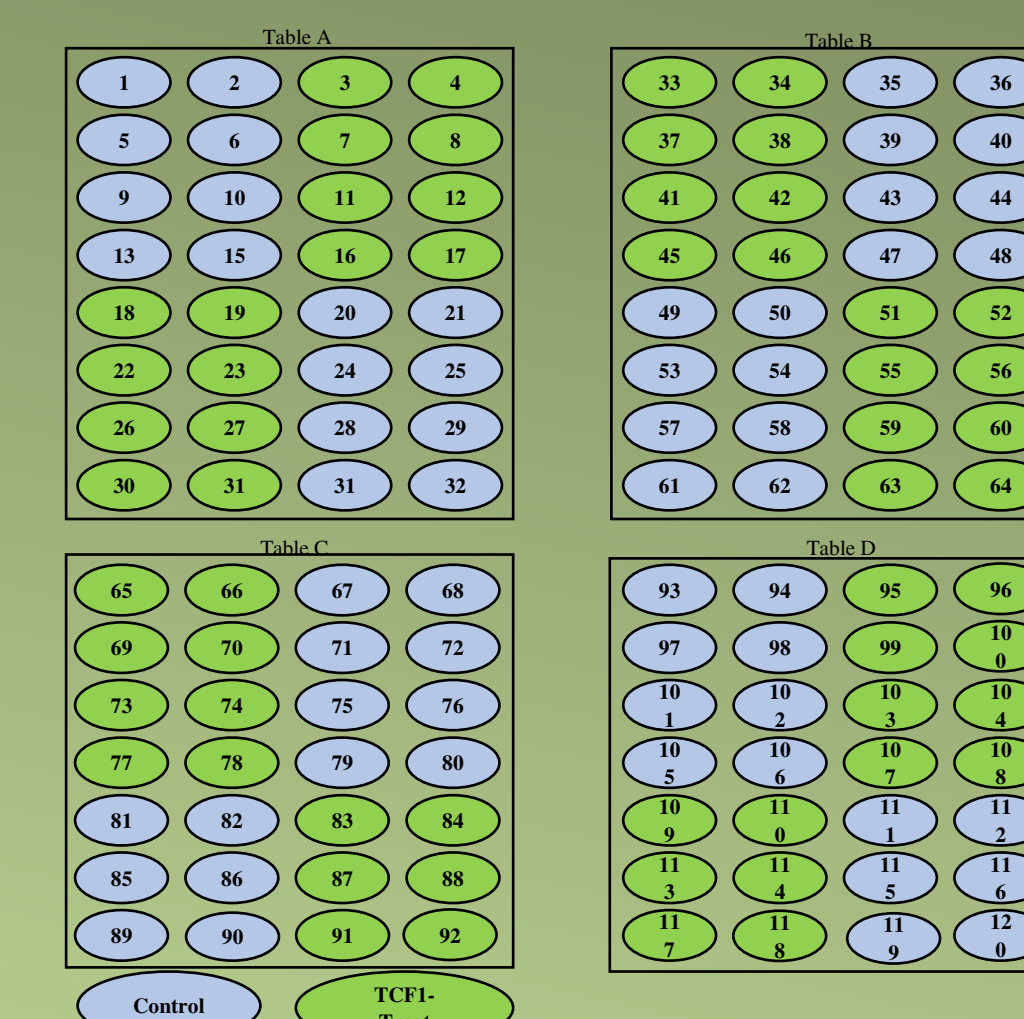


Figure 1. Arrangement pattern of the sample and control pots.

Results:

The data related to the three main phenotypic indices measured in this study are shown in Table 1. the decrease in the number of plants in the treated pots is more than the control by about 29%. However, the reduction of the number of leaves and the number of branches in the sample is 16% and 13% lower than the control, respectively. These changes in figure 2 are presented in the normalized values per plant, in sample and control. The plants under FCF had more leaves and branches. Moreover, the process of flowering and fruiting in the sample and control in this study are opposite to each other. As presented in Fig 3, the fruiting in the first month, flowering in the second month and both indices in the third month in the sample under FCF are more than the control (Fig 3).

Although there was a lower survival rate in TCF1-treated samples, there were fewer microbial disease observed compared to the control group (Fig 4). While the exposure to any microbial disease was not a controlled factor in this study, these results warrant experiments where plants are inoculated with a microbial disease to confirm these observations.

Table 1. Obtained data of strawberry phenotyping during three months.

Characteristic	Plant part	Variable	Control			TCF1		
			1/C	2/C	3/C	1/T	2/T	3/T
Life and death, disease	Whole plant	Number of plants (end of each month)	97	79	66	97	73	57
		No. of dead plants	23	18	13	23	24	16
		Death probability%	19.2	18.6	16.5	19.2	24.7	21.9
		No. of plants with occurrence of microbial disease symptoms	4	5	4	0	3	1
Growth	Branches and Leaves	Disease probability%	7	10	10	0	6	3
		Number of branches	352	321	234	359	318	256
		Number of leaves	855	775	557	874	772	623
Fertilization and fertility	Flowers and Fruits	Number of flowers	22	6	4	10	15	5
		Time of flowering	0	1	3	0	2	3
		Number of fruit	49	44	19	60	32	19
		Time of ripening	0	5	3	0	1	3

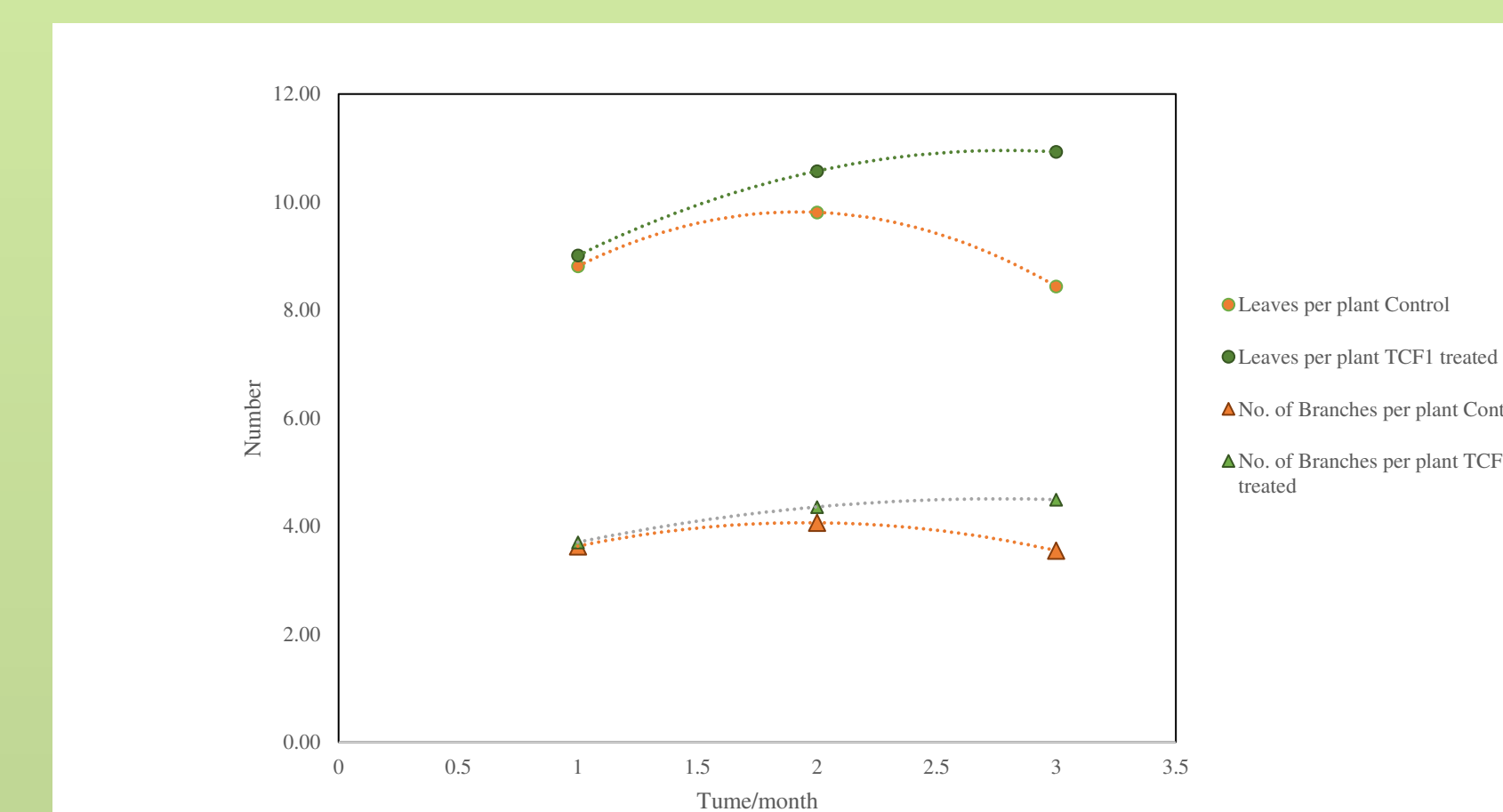


Fig 2. Changes in the normalized number of leaves and branches per plant in the treated samples and control during three months.

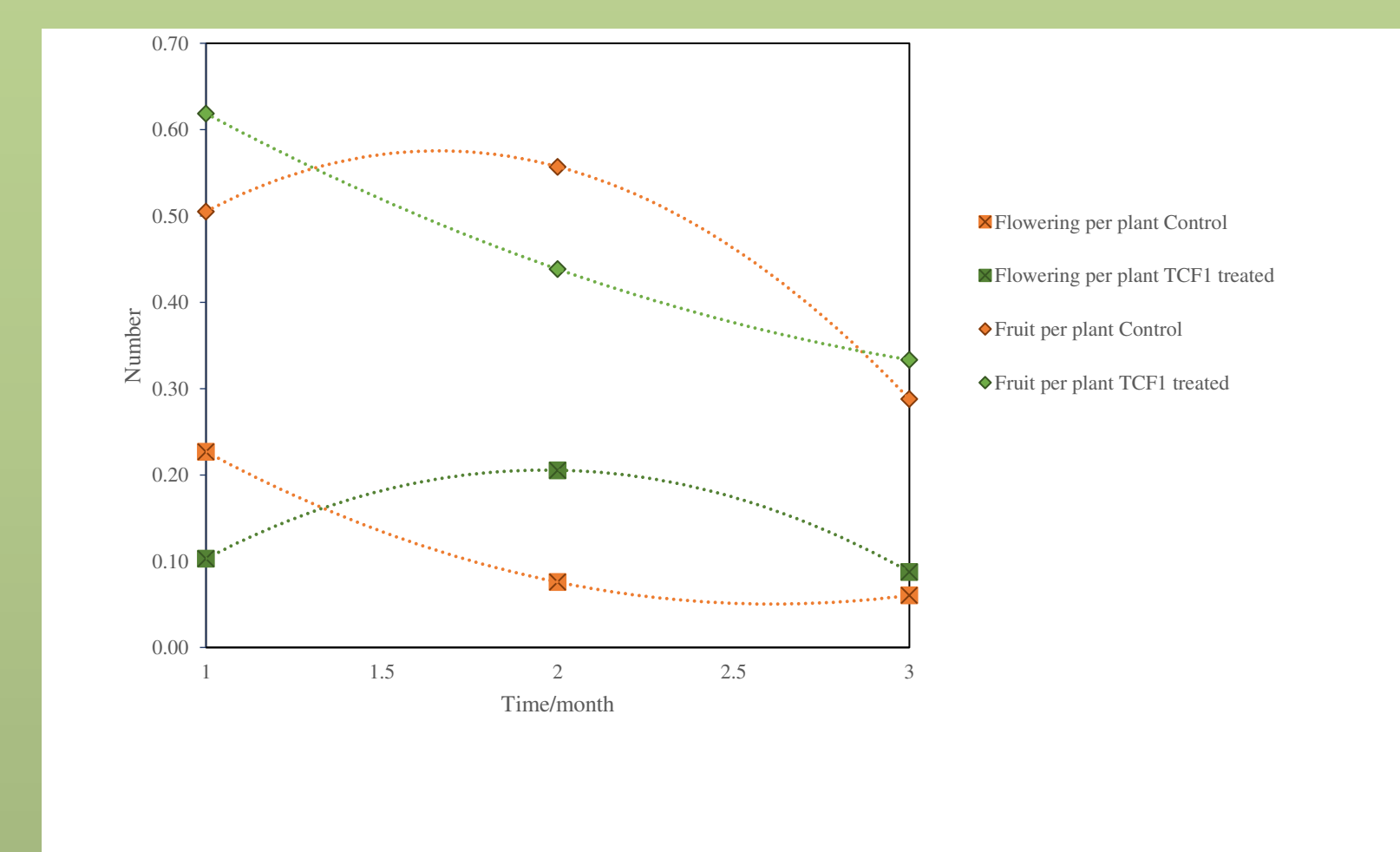


Fig 3. Changes in the normalized number of flowers and fruits per plant and each pot in the treated sample and control during three months.

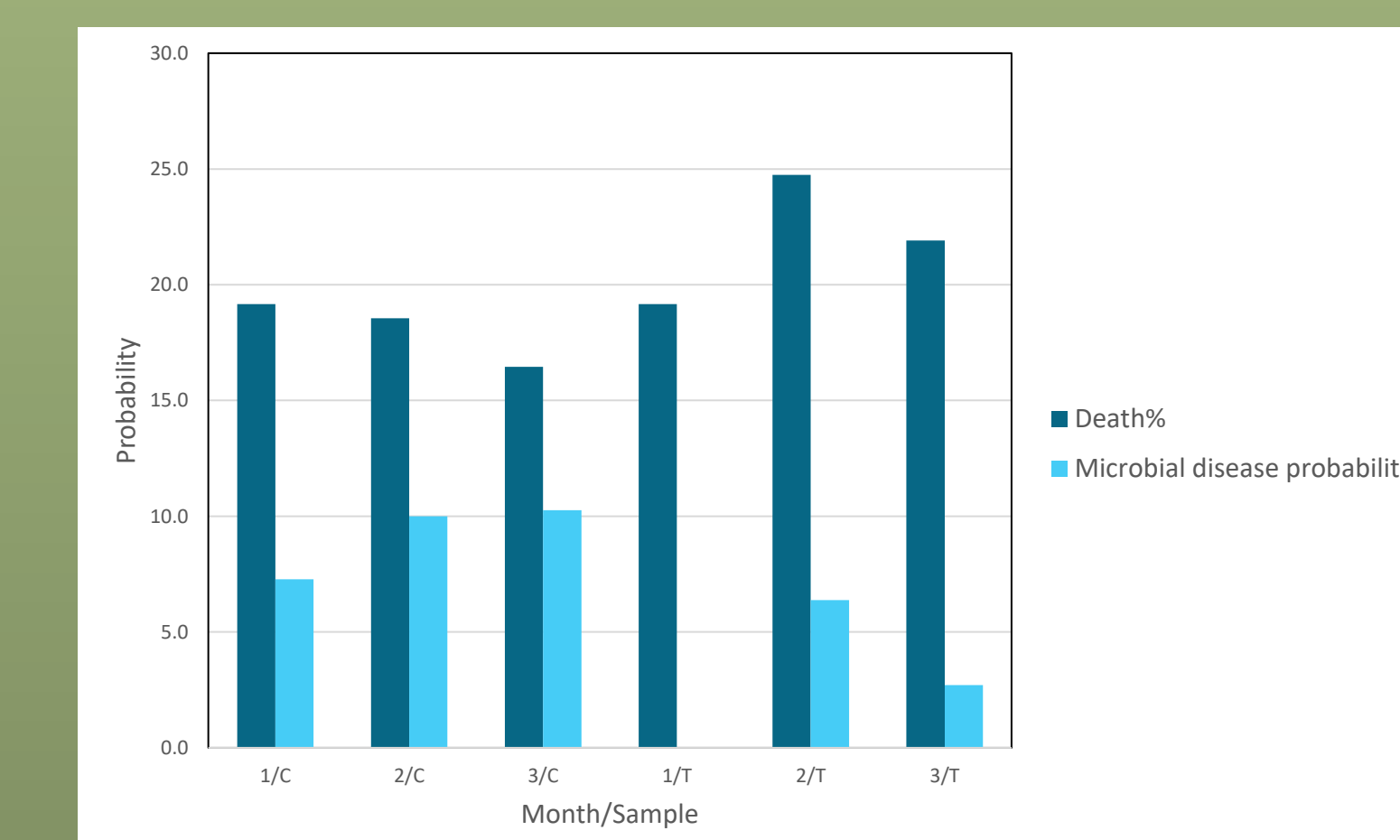


Fig4. Trends and rates of death and disease in sample (T) and control (C) during three months.

Discussion and Conclusion:

This study investigated the effects of FCF on growth and yield of strawberry during three month. If the plant receives adequate irrigation, individual strawberry leaves live from 1-3 months³. Higher number of leaves in treated strawberry plants may reflect more photosynthesis production. In addition, it has been found that there is a positive correlation between the number of the leaves and fruit production in strawberries^{3, 4}. Overall, the changes in phenotypic characteristics observed in the treated plant population confirm the influence of the FCF, which indicate the existence of a factor that triggers behavioral changes. According to Taheri's theory, this factor is the data and information transmitted through TCFs.

The observed changes also suggest the presence of a plant management software or mind, which analyzes the received messages and applies appropriate behaviors to the plants.

According to Taheri's theory, the mind has different levels, including the basic (common) mind, the intrinsic mind (biological), and the perceptual mind (specific to humans). The purposeful effects of FCF on phenotypic parameters of strawberry plants support the idea of a plant mind that can receive and apply information.

References:

- 1-Gagliano, M. (2015). In a green frame of mind: perspectives on the behavioural ecology and cognitive nature of plants. *AoB Plants*, 7.
- 2-Taheri, M. A., Payervand, F., Ahmadkhanlou, F., Torabi, S., & Semsarha, F. (2022). The Distinction of Taheri Consciousness Fields from Conventional Physical Fields: Evaluating the Magnetic Properties of Materials. *Journal of CosmoIntel*, 1(4), 8–19.
3. Poling, E. B. (2012). Strawberry plant structure and growth habit. *New York State Berry Growers Association, Berry EXPO*.
4. Abdel-Mawgoud, A. M. R., Tantawy, A. S., El-Nemr, M. A., & Sassine, Y. N. (2010). Growth and yield responses of strawberry plants to chitosan application. *European Journal of Scientific Research*, 39(1), 170-177.

Contact information

Email: info@cosmointel.com

Web: <https://cosmointel.com>